

May 2025

Events

Season Opener

Members in good Standing

Date: May 10, 2025

Time: 10:00 am

Kickstands Up: 10:30am

Location:

Indian Motorcycles
Calgary

The Road is Calling Let's Ride!

With our Season Opener on May 10 just around the corner, we're officially shifting into gear.


Since our founding on April 1, 2015, we've grown into a passionate community of Indian Motorcycle riders and enthusiasts who live for the open road and the camaraderie that comes with it.

Whether you're on two wheels or cheering from the sidelines, you're part of the family here.

May is when the ride calendar really starts to fill up, so stay tuned for:

- Upcoming ride details and routes
- Event announcements and recaps
- Dealer news and sponsor features

This is our year to make more memories, ride farther, and strengthen the bonds that keep this group rolling strong.



May 2025

Events

Two Wheel Sunday

Date: June 1, 2025

Time: 10:00 – 3:00

Location:

5th Street NE

Greenview Industrial


Calgary



Calgary's Two Wheel Sunday brings motorcycle groups, shops, riders and enthusiasts to one place at one time. Two Wheel Sunday was started in 2014. 2025 will have a focus on motorcycles and bike culture



Webpage: <https://twowheelsunday.com/>



May 2025



Presidents Message

Dear IMRG Chapter 1908 Members,

The riding season is finally here, and we couldn't be more excited to kick off another year of adventure, friendship, and unforgettable rides. Our chapter has grown tremendously, now with nearly 70 paid members—a testament to the vibrant and passionate community we've built together.

We are thrilled to invite you to our Season Opening Ride on May 10th, followed by a BBQ exclusively for our members in good standing. This is a fantastic opportunity to reconnect with fellow riders, celebrate our shared enthusiasm, and start the season off in style.

Additionally, don't forget that the Alberta Discovery Tour starts on May 1st. With great prizes up for grabs, it's time to hit the road, explore, and capture those picture-perfect moments. For details, visit our website at imrgcalgary.ca.


Thank you for being a vital part of the IMRG Chapter 1908 family. We look forward to seeing you at the Season Opening Ride and BBQ, and we can't wait to share the adventures that lie ahead.

Ride safe and see you soon!

Warm regards,

Paul Simpson

President Chapter 1908



April 2025

Events

Events

Two Wheel Sunday

Date: June 1, 2025

Time: 10:00 – 3:00

Location:

5th Street NE

Greenview Industrial

Calgary



Membership:

Join Us for an Exciting 2025 Season

Spring has finally arrived and so has our 2025 membership drive!

Your membership also includes great benefits like discounts at Indian Motorcycle of Calgary, access to fun events with like-minded riders, and an exclusive new chapter patch—only available to paid members!

If you've already renewed, thank you! You can pick up your new patch at the next event you attend.

You can pay by e-transfer to imrg1908dues@gmail.com (please put your name in the comment section), or Kim will accept exact cash at Indian Motorcycle of Calgary, as will any of the IMRG 1908 Executives.

Don't miss out on a year's worth of fun and entertainment. Renew today!

Yours truly,
Paul Simpson
President
IMRG 1908 Calgary



Upcoming Events Calendar 2025

- May 14 | 5:30pm
 - Wandering Wednesday
- May 29 | 9:00am
 - Great (Grey) Escape
- June 1 | 10am – 3pm
 - Two Wheel Sunday
- June 5 | 9:00 am
 - Great (Grey) Escape
- June 7 | 08:30 am registration
 - Knights Honour Ride | The Military Museum
- June 10 | 5:30pm
 - Traveling Tuesday
- June 14 | 7:30 am – 6:00 pm
 - Ride for Dad
- June 18 | 5:30pm
 - Wandering Wednesday
- June 21 | 7:00 am – 5:30 pm
 - MMIP Ride | Grey Eagle Events Centre
- June 28 | Captain's Ride
 - TBA
- July 9 | 5:30pm
 - Wandering Wednesday
- July 11 – 14, 2025
 - North West Chapters Tour
- July 16 - 20, 2025
 - West CDN IMRG Celebration
 - Kimberly BC
 - Ride to Kimberly via Hwy 40 | July 16
 - Show'n Shine
 - Julyfest Parade | 19th, 10:30 am
- July 22, 2025 | 5:30 pm
 - Traveling Tuesday
- July 27 | 10:00 am
 - Sauntering Sunday
- August 7 | 9:00 am
 - Great (Grey) Escape
- August 12 | 2025 5:30pm
 - Traveling Tuesday
- August 20 | 5:30pm
 - Wandering Wednesday
- August 23 | 8:00 am – 4:00 pm
 - Kid's Cancer Care Ride | Graham Construction
 - Location: TBA
- August 31 – Sept 6, 2025
 - Sept in the Mountains
- September 10 | 5:30pm
 - Wandering Wednesday
- September 21 | 10:00am
 - Final Group Ride

ALBERTA DISCOVERY TOUR!

Discovery Tour Overview:

Are you ready for an exciting season of exploration and adventure? We've put together a **Road Attractions List** and a **PowerPoint Tracker** to make your riding trips even more fun and memorable! Here's how it works:

- 1. Plan Your Rides**
Use the Road Attractions List to discover awesome destinations perfect for your next ride. Whether it's a scenic overlook, historic landmark, or quirky roadside spot, there's something for everyone.
 - 2. Snap Your Photos**
When you reach an attraction, capture the moment! Take a photo with your motorcycle in the background or strike a pose in your riding gear. We know some attractions are located in parks or areas where bikes can't get close, so don't stress—just get creative!
 - 3. Update the Tracker**
Upload your photos to the corresponding slide in the PowerPoint Tracker (saved on your personal computer). This will serve as your record of visited locations.
 - 4. Submit Your Progress**
Before the season ends, send in your completed PowerPoint file with your total number of visited spots and proof photos.
 - 5. Win Prizes**
The top three members who visit the most locations will win prizes (details coming soon). It's all about celebrating your journey and rewarding your adventurous spirit!
- **Key Dates:**
 - **Activity Period:** May 1 – September 7
This gives us time to tally results and announce winners at the Year-End Ride.

Road Attractions List (Download to your PC)

PowerPoint Tracker (Download to your PC)

Traveling Tuesday, Wandering Wednesday, Sauntering Sunday and Great (Grey) Escape
Start locations: Indian Motorcycle Calgary, 4127 6th ST NW Calgary

INDIAN MOTORCYCLE RIDERS GROUP

6TH ANNUAL WESTERN CANADA IMRG CELEBRATION KIMBERLEY, BC



MEET & GREET, EVENING SOCIALS,
RIDES, SHOW N SHINE, BANQUET

JULY 16-20, 2025

\$100 ENTRY
TICKET

Ticket includes:

Welcome gift, meet & greet appies, live
band, banquet, raffles & 50/50 draws!

book your room:

Trickle Creek Lodge
1.877.282.1200

Mountain Spirit Resort
1.778.481.8181

To purchase your tickets or for more information visit <https://imrgcanada.ca/western-canadian-imrg-celebration/>



Executive Corner

Welcome to the latest edition of the IMRG Calgary newsletter! Our riding season is shaping up to be an exciting one, and we have some key updates to share with you.

New IMRG Calgary Logo

We are proud to unveil our new IMRG Calgary logo, representing our passion for adventure and the spirit of the open road. More info to come.



Updated Website: <https://imrgcalgary.ca>

Our website has been refreshed with the latest information on events, rides, and club news. Be sure to check it out to stay up to date.

Event Schedule Released

The 2025 riding season schedule is now live! Mark your calendars and get ready for some fantastic group rides and events.

New Newsletter

We're launching a digital newsletter to keep our members informed. Expect ride recaps, upcoming events, and special features.

Alberta Discovery Tour & More!

Get ready for one of our most exciting events of the year – the Alberta Discovery Tour. Stay tuned for details and additional upcoming rides.

We can't wait to hit the road with you. Stay safe and ride on!

Your IMRG Calgary Leadership Team



INDIAN MOTORCYCLE OF CALGARY

The sponsoring dealership of IMRG Calgary Chapter 1908 is Indian Motorcycle of Calgary

Location:

4127 6th ST NW Calgary

[Map & Hours](#)

Contact

(403) 230-1920



NEW MODELS

[SHOP NEW INDIAN MOTORCYCLES](#)

PRE-OWNED

[SHOP PRE-OWNED INVENTORY](#)

SPECIALS

[CLICK HERE FOR GREAT DEALS](#)

SHOP PARTS

[SHOP PARTS](#)

GET FINANCED

[APPLY ONLINE TODAY](#)

TRADE IN

[VALUE YOUR TRADE HERE](#)

SPECIAL DATES:

- INTERNATION FEMALE RIDE DAY - MAY 3RD
 - We will have complimentary stickers and pins to give away
- DEMO RIDE DAY - Date TBD Customers can come test ride Indian Motorcycles brought to us in a truck from Indian themselves.
- TWO WHEEL SUNDAY - JUNE 1ST 10am-3pm
 - "Calgary's Free Family Friendly Motorcycle Street Fair"
 - Address: 5th St. & 46th Ave NE: Visit us at our booth

Feature Bike:

2025 Indian Motorcycle® Roadmaster® PowerPlus Limited 112 w/PowerBand Sunset Red Metallic: SALE PRICE : \$45,574.00

Features may include:

THE POWER TO ROAM: Inspired by our trailblazing founders, we continue to innovate what's next in American Motorcycling. The Roadmaster PowerPlus blends distinctive American style, next generation performance, and rider-centric technology in a single package to help riders break free from the grind.

NEW POWERPLUS 112 ENGINE: The new PowerPlus 112 cu-in engine makes 126 hp and 133 ft-lbs of torque straight from the factory. That same engine won the 2024 MotoAmerica King of the Baggers Championship.

RIDER CENTRIC TECHNOLOGY: The PowerPlus 112 comes standard with breakthrough advancements on American V-Twin Touring Bikes including Blind Spot Warning, Tailgate Warning, Rear Collision Warning, Bike Hold Control, an electronically combined brake system, and Smart Lean with lean sensitive ABS braking and traction control. Combined, this advanced set of features improves awareness on every ride.

POWERBAND AUDIO: The PowerBand system features six 100-watt speakers for a total of 600 watts with a dynamic equalizer for an immersive experience, so no matter the riding conditions, you can hear your music.

LONG-HAUL STORAGE: 36+ gallons of weatherproof, remote-locking storage or take off the quick-release trunk to drop weight and give yourself a whole new profile. Enjoy even more storage with additional compartments seamlessly integrated into the lower fairings.

HEATED 2-UP SEAT: Heated grips and a plush 2-up seat with independent heat controls for the passenger and driver guarantee you'll go farther in comfort. Hard lower fairings with adjustable vents allow riders to tailor airflow for superior rider comfort for miles.

POWERED WINDSHIELD: A push-button power windshield allows you to easily change the height. Keep it low for wind in your face or raise it up to cruise in comfort.



Webpage: <https://imrgcalgary.ca/>

Facebook: <https://tinyurl.com/IMRG1908>

Don't screw this up! Advice for riding with a passenger

By: [Ari Henning | Revzilla](#) - May 30, 2022

Introducing someone to the world of two wheels is a big responsibility, and riding two up is a very different dynamic than cruising around solo. Luckily, we have a handful of tips that'll help ensure that first ride goes as smoothly as possible.

This goes without saying, but I'll say it anyway: Before you welcome someone onto your bike, make sure it's safe to ride. That means healthy brakes, working lights, a drivetrain that's in decent shape, and tires that have plenty of tread and are properly inflated.

You might even want to pump up your tires more than what you'd use while riding solo. Your owner's manual or the sticker on your swingarm or under the seat will usually list the recommended PSI for two-up riding, and it tends to be several pounds higher than for solo riding. That extra pressure helps keep the tires from deforming under the added weight of a passenger, which is important for maintaining the tires' shape and preserving handling.

Another thing that will help preserve handling is adjusting your suspension, specifically your rear spring preload. Adding a passenger's weight to your motorcycle will cause the rear to squat, sometimes enough to throw off the geometry so much that the steering feels heavy and slow. Adding in some rear spring preload will help maintain ride height, cornering clearance, and steering behavior. If you're lucky, your bike will have a hydraulic preload adjuster or maybe even electronically adjustable suspension, so adding preload is quick and easy. Other bikes may require using a spanner to turn the preload collar. In that case it's going to be a bigger hassle, and while it's not absolutely necessary to do, it definitely helps keep your bike handling the way you're used to instead of suddenly feeling like a chopper.

Now, obviously, before your passenger even gets on the bike, they've got to be wearing appropriate riding gear. A helmet and jacket, along with gloves, jeans, and decent shoes, are a must, and it's up to you to help them understand how important proper protective equipment is. Also, as experienced riders we're used to getting hot in the sun or in traffic, or feeling chilly when it's cold out, but folks who have only ever traveled by car probably aren't prepared for that. So pick a day with decent weather, and make sure they're in gear that'll help keep them comfortable and safe.

The color, style, and material don't matter, but your passenger needs to be fully geared up.

Good communication with your passenger is another key aspect of a successful two-up experience, so consider installing Bluetooth communicators so you can talk while riding. If that's not an option, at least let your passenger know where you're headed and how long it's likely to take, agree on a few basic hand signals for communication, and verbally check in with them whenever you come to a stop.

Continued Next Page

Don't screw this up! Advice for riding with a passenger

Also, it's a good idea to instruct them on how to get on the bike, i.e. from the left side and only once you're on and have both feet planted on the ground. Let them know how to hold on, whether that's around your waist, on your shoulders, or using the rear grab handles (whichever is more comfortable for them and you). It's also important to warn them that any sudden movements, like shifting in the seat or turning to look behind you, affect the bike's stability. I usually summarize it by suggesting they stay centered in the middle of the seat, remain relaxed, and look over my inside shoulder while cornering.

The rear brake is more effective with the added weight of a passenger, and it's a good way to trim speed without upsetting the chassis.

Your rear brake probably doesn't get a lot of use while riding solo, but it's a big help when someone's on the back. The extra weight over the rear tire makes using the rear brake more effective, and it's useful for trimming your speed without causing fork dive like you get when you apply the front brake. Lightly dragging the rear brake is also super helpful as a stabilizing technique while doing slow maneuvers like U-turns or parking. On the topic of brakes, keep in mind that any time you have more weight on the bike, your braking distances will be longer.

Then, there's bike choice, which I know isn't going to be an option for everyone. But if you do happen to have access to, say, a naked bike, sport touring bike or anything that's got an upright riding position and is actually designed to carry a passenger, someone is going to be a lot more at ease on the back. Honestly, a scooter is a great option too, since they're small and unintimidating. Sadly, if you're ripping around on a sport bike with a postage stamp of a passenger seat, it's pretty unlikely anyone will be comfortable or feel secure sitting on the tail of that thing.

Inclement weather, inappropriate gear, and a horribly uncomfortable motorcycle. These dumbasses have perfected the art of the miserable two-up ride.

Whatever bike you end up using, aim to ride it as fluidly as possible. Being smooth is always important when riding, but it's doubly so with a moveable mass on the back. If you're abrupt with your throttle or brake inputs or sloppy with your shifting, that's going to result in a tense passenger, bumped helmets, and probably not a request to go for another ride.

My modus operandi when riding two-up is to pretend it's raining. That means being very cautious and controlled, and doing everything, like braking, accelerating, and turning, a little gentler and more carefully. This is mostly for the passenger's benefit. We often think we need to ride fast and aggressively to impress the pillion, but it's precarious being a passenger, and likely pretty thrilling even at a pace that seems boring to you as an experienced rider, so take it easy and go gently to ensure your partner actually enjoys the experience.

And my final suggestion is to put some thought into planning a good route. Taking a passenger along tree-lined streets or through beautiful landscapes or to a cool destination is going to make a much better impression than blasting down the highway or squeezing through traffic in the city. If you have the honor of introducing someone to riding on a motorcycle, it's a big responsibility.

Make it a good ride.

AN OFFICIAL INDIAN MOTORCYCLE REGIONAL RIDE

5TH ANNUAL NORTHWEST CHAPTERS TOUR



**JULY 11-14
2025**

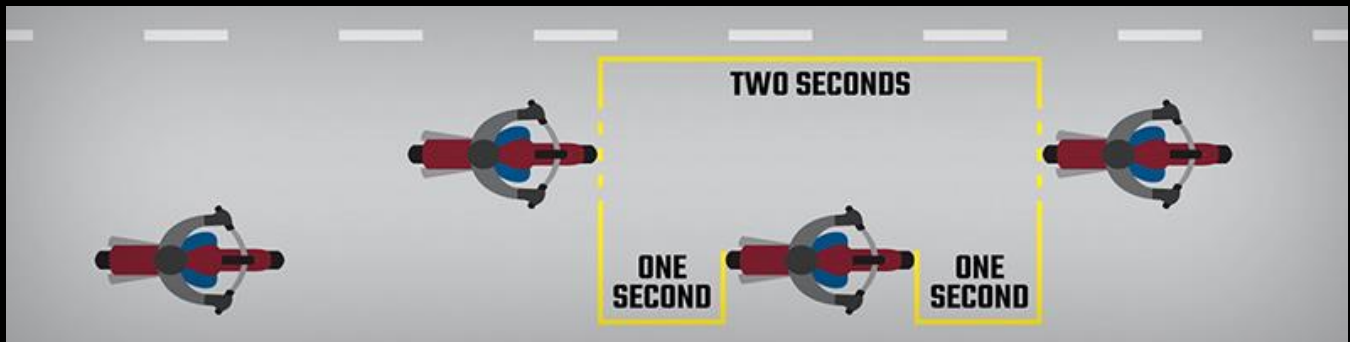
Vancouver WA TO SPOKANE

- Fri Jul 11, 2025 Kickoff party
- Sat Jul 12, 2025 Ride to John Day, OR
- Sun Jul 13, 2025 Ride to Lewiston, ID
- Mon Jul 14, 2025 Ride to Spokane WA, and Wrap Party











REGISTER NOW! www.NWChaptersTour.com





Quick Reads

- Group Riding



Hand Signals

 <p>Left - Extend the left arm straight out, with the palm facing down.</p>	 <p>Right - Extend the left arm out bending upward at a 90-degree angle, with the fist clenched.</p>	 <p>Stop - Extend the left arm and bend it downward at an angle of 90 degrees, with the fist clenched. The exact opposite of a right turn.</p>
 <p>Speed Up - Extend the left arm out with the palm facing upward, and do an upward swinging motion.</p>	 <p>Slow Down - Extend the left arm out with the palm facing downward, and do a downward swinging motion.</p>	 <p>Follow Me - Raise the left arm straight up with the palm facing forward. A quick swing of the palm in the forward direction can be done.</p>
 <p>Hazard on the road - If the hazard is on the left, point towards it with your left arm. If it's on the right, use your right foot to point towards it.</p>	 <p>Single file - Extend the left arm bending 90 degrees upward, with the index finger pointing towards the sky.</p>	 <p>Double file - Same as single file, except that two fingers (middle and index) should be raised.</p>
 <p>Take the lead/Come - Extend the left arm 45 degrees upward, palm faced forward pointing with the index finger, and swing the arm in an arc motion, moving from backward to forward.</p>		

 <p>Turn Indicator On - Extend the left arm straight out, and do an open and close movement of the fist, with the fingers and thumb completely extended when opened.</p>	 <p>Pull Over - Extend the left arm 45 degrees upward, and do an inward swinging motion by bending it towards the shoulder.</p>
 <p>Stop for Refreshment - Move the thumb of the left hand towards the mouth, as if drinking from a bottle.</p>	 <p>Stop for fuel - Extend the arm out, and point with the index finger towards the petrol tank.</p>

Buzzle.com

Links & Resources

- Motorcycle Maintenance

- [Motorcycle Parts Finder](#)
- [DIY tips](#)
- [How to Change Your Oil](#)
- [Owners Manuals](#)
- [Polaris recall search page](#)
 - [Indian Recall announcements](#)
- [Schedule Service](#)

- Riding:

- [Ride Command](#)

- [Owner Resources](#)

- [Help Centre](#)



Contact Us

Indian Motorcycle Riders Group Chapter 1908 Calgary.

We welcome all members and their friends.

If you ride a motorcycle (any make) you are welcome.

Email: imrg1908info@gmail.com